



**BROUGHT TO YOU BY**



**OFFICIAL MATCH BOOK**

**John Sellman - Match Director**

**Ross Quarnoccio - Assistant Match Director**

Eustis Gun Club · 12950 Frankies Road · Tavares, Florida · 32778

## Welcome To All Shooters!

On behalf of Lake County IDPA, Eustis Gun Club and our match sponsors, I would like to welcome you to the Annual Lake County “**Battle in the Berms**”, IDPA Championship Match.

This year’s Tier II Match is sure to test your skills and prove to be an enjoyable experience for competitive shooters of all levels. **Safety is always Priority #1**, and this Match is no different. All IDPA Safety Rules and Regulations will be enforced by your dedicated and highly qualified Safety Officers. Be sure to thank them each for serving.

Our heartfelt thanks go to the countless volunteers whose physical labor, dedication, passion, and generosity helped plan, organize, and execute this match. We couldn’t have done it without you! **Thank You!**

Several years ago, our local Lake County IDPA Club decided to hold a yearly championship to reward our members with a fun filled day of food, camaraderie, shooting and some end of the year awards. Since that time the Lake County IDPA Club has grown to be one of the largest active clubs in the state of Florida boasting 60 to 75 people a month at regular matches and over 400 different participants throughout the year.

We welcome shooters from all over the Southeastern US and those from this beautiful sunshine State of Florida. It is an honor and great privilege to host this year’s “**Battle in the Berms**”, Tier II Match at Eustis Gun Club.

As with any major match it would be hard to be successful without the generosity and support of our sponsors. We have a great mix of local shops, national companies and organizations supporting our efforts. We are thankful they are committed to the sport of IDPA and for helping us make this year “**Battle in the Berms**” a spectacular event for all our shooters.

Finally, this match would not have been possible without the support of our home club, the Eustis Gun Club. The Board of Directors, Range Safety Officers and members are the best there is. We thank them for the use of the excellent facilities. Without the support of EGC there would be no LCIDPA. Thank you for the awesome facilities!

**Have Fun · Stay Safe · Shoot Straight · Good Luck**

### **Are You Ready?**

John Sellman, Match Director

Thank you for participating in the 2023 Lake County IDPA Championship Match at the Eustis Gun Club. Information on this page will help you get the most from your experience.

## Match Date

Saturday, November 4th.

Match Check-In is 7:30 to 8:30. Do not be late.

Match Brief at 8:45 and First shots at 9:00

## Eustis Gun Club

12950 Frankies Road, Tavares, FL 32778 and can easily be found on Google Maps.

## Other Information

- 1) If you are not a Eustis Gun Club member, you will need to fill out an insurance waiver form and it **MUST** be brought with you at check-in. You can [DOWNLAD FORM HERE](#).
- 2) **Safe Tables.** Safe tables are in Bay 1, Bay 6, and each side of Cowboy town. **(NO AMMO AT SAFE TABLES PLEASE)**
- 3) The awards ceremony and drawings will take place after the last shooter in the club house.
- 4) Free water will be available from coolers positioned throughout the area.
- 5) Lunch is provided. We will be acquiring lunch from Subway. You may also bring your own if something else is desired or required.
- 6) NO Alcohol/Drugs is permitted before or during the match.
- 7) Parking spaces next to Bays 1-6 are reserved for SOs and STAFF ONLY. There's plenty of parking around the club house, the shotgun range area (for main event on Saturday) and to the left when you drive through the gate.



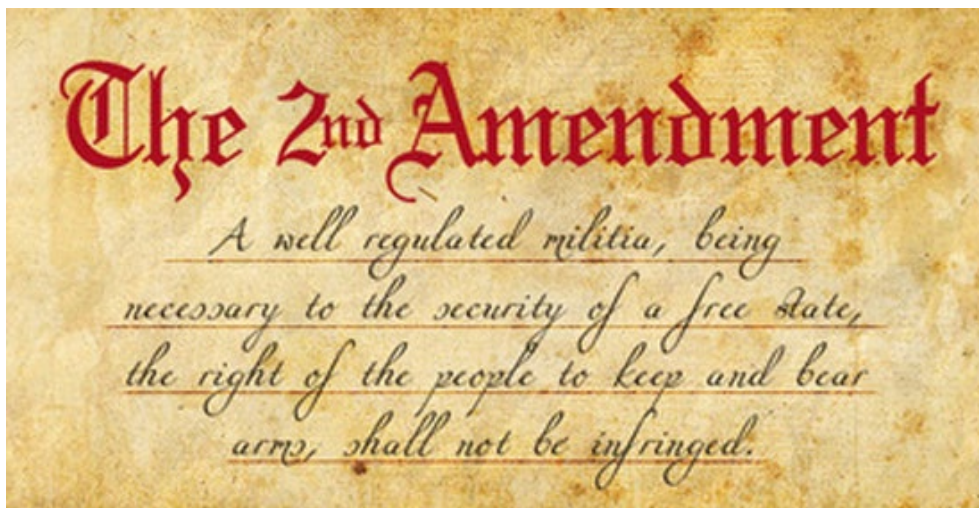
# We Honor Our Nation



Buzzle.com

*I pledge allegiance to the Flag of the*  
**UNITED STATES OF AMERICA,**  
and to the Republic for which it stands,  
one Nation under God, indivisible,  
with liberty and justice for all.

## And We Support



# SAFETY

Lake County IDPA is blessed with one of the highest SO/shooter ratios in the sport. Over 30 SOs are on hand to ensure your safety.

This match will fully use the IDPA rule book in all aspects, including safety. We encourage you to read the IDPA Rule Book in its entirety to understand all rules and procedures. Refer to Rule book Section 2.10 for Safe Area rules. All stages use the default 180 rule unless otherwise indicated at the bay.

**Eustis Gun Club is a COLD RANGE.** If you arrive at the range with a loaded weapon, please see a Safety Officer **IMMEDIATELY**. They will take you to a bay to clear you. **DO NOT** clear yourself at a Safe Table or in your vehicle.

Club rules also prohibit muzzles pointed over the berm once a round is chambered.

Eye and hearing protection is always REQUIRED on the range, including spectators.

Safety tables will be clearly marked throughout the competitive areas to include Bay 1, Bay 6, and Cowboy Town. **Your vehicle is not a safe area!** Absolutely no handling of ammo, either in or out of a loading device, in a safe area.

If you see an unsafe act, please bring it to the attention of the nearest member of the match staff.

If you have lost control of your gun and it is falling from your control, **DO NOT TRY TO CATCH IT**. Let it fall and a safety officer will pick it up for you. Yes, dropping your gun on the ground is a disqualification event. However, safety matters more than desperately trying to finish a stage.

Hitting a side wall, tree or area designated by a sign that says “**DO NOT SHOOT**” will result in an immediate DQ.

Each squad has been issued a first-aid kit and first responder (shooters) will be identified. In the event of a safety incident, the SOs will take control.

We have strived to design fun and challenging stages that minimize disqualification opportunities. However, nobody is more responsible for your safe actions than YOU.

**WARNING**  
**SPEED LIMIT**  
**5 MPH**

# **YOUR 2023 MATCH STAFF**

**Match Director - John Sellman**

**Asst. Match Director - Ross Quarnoccio**

## **YOUR MATCH SAFETY OFFICER STAFF**

Chief Safety Officer – Dale Fraysur

Asst. Chief Safety Officer – Jeff Harrison

### **SAFETY OFFICERS**

<b>JAMES CATABIA</b>	<b>ZEKE HELD</b>	<b>RYAN ADAMS</b>
<b>AARON WILCOX (CSO)</b>	<b>JEFF HARRISON</b>	<b>MARK FEW (CSO)</b>
<b>KURT SCHLICHT (CSO)</b>	<b>GLEN OBERBECK</b>	<b>DUANE CHARTER (CSO)</b>
<b>BRETT WALLEY</b>	<b>JEFF JORGENSEN</b>	<b>CHRIS ROSS</b>
<b>BUDDY BROOKS (CSO)</b>	<b>BUCK LEAHY</b>	<b>DOUG WYMER</b>
<b>MARK COBIA</b>	<b>DALE FRAYSUR (CSO)</b>	<b>SAL ISSO</b>
<b>MICHAEL HANCK</b>	<b>BEN WATSON (CSO)</b>	<b>RODNEY CLARK (CSO)</b>
<b>MICHAEL WALL</b>	<b>DAVID RODGERS (CSO)</b>	

## **THE REST OF THE CREW**

Communications & Marketing

Bruce Formhals

Check-in Staff

Todd Roman & Doug Wymer

Equipment Manager

Ross Quarnoccio

Official Score Keeper

Kevin McKewn

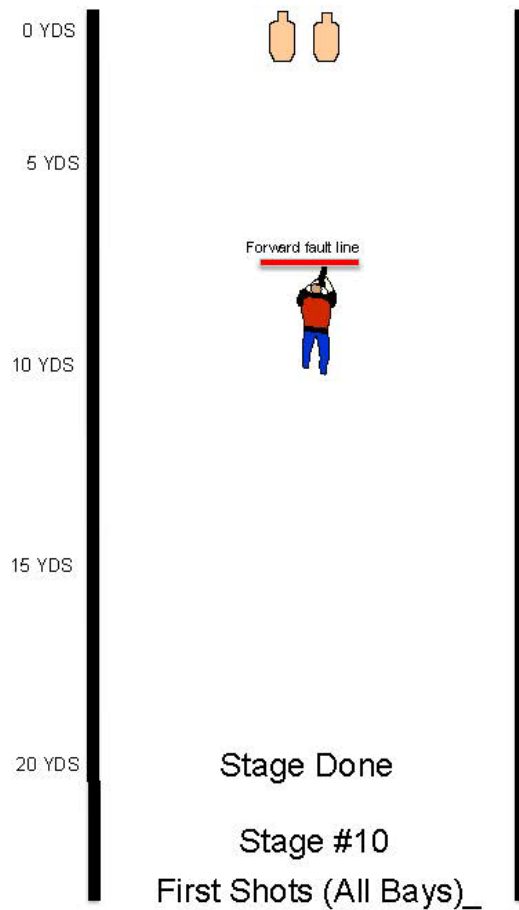
# 2023 CHAMPIONSHIP STAGES



Lake County Battle in the Berms IV  
**First Shots**  
 Course Designer: *John Sellman*



<b>SCENARIO:</b> Standard Stage	
<b>GUN READY CONDITION:</b> Gun loaded with 6 rounds and holstered.. Loading devices to division capacity and stowed per IDPA rules	<b>STRINGS:</b> 1 <b>SCORING:</b> 6 rounds, <b>Unlimited</b> <b>TARGETS:</b> 2 threats, 0 non threat, 0 Steel <b>SCORED HITS:</b> Best 2 to body 1 to head <b>START-STOP:</b> Audible - Last shot <b>RULES:</b> Current IDPA Rulebook <b>COVER GARMENT:</b> <b>Not</b> Required
<b>STAGE PROCEDURE:</b> Standing at forward fault line. Hands relaxed at sides. At the signal engage each target with 2 rounds to the body and 1 round to the the head.	





**Lake County Battle in the Berms IV**  
**Back Alley Threats**  
 Course Designer: Steve Salvo

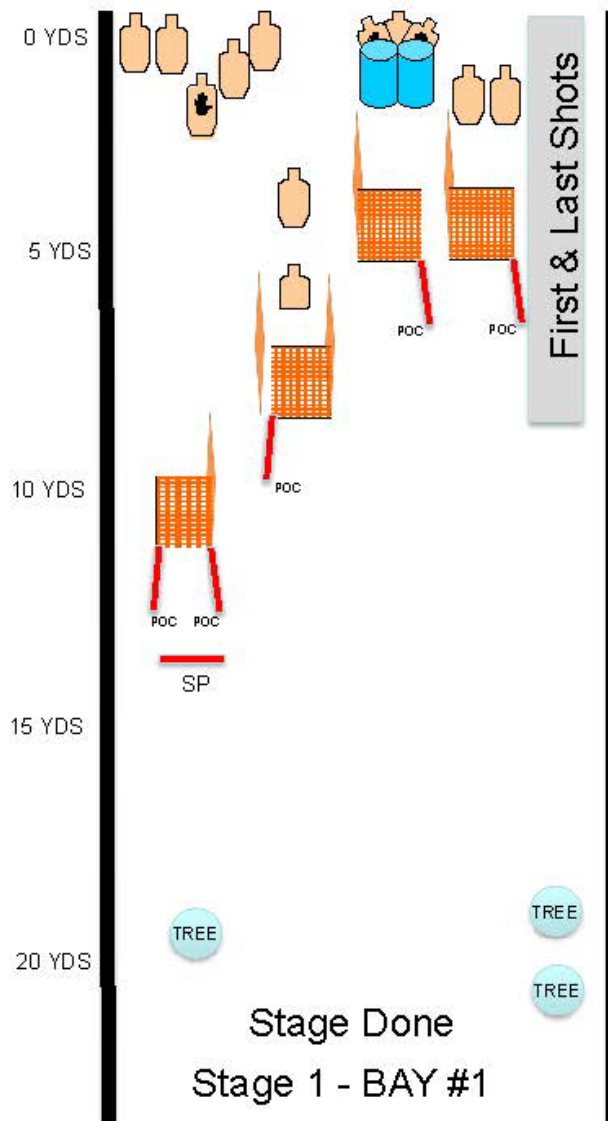


**SCENARIO:** You are walking home after a concert and get caught in an alley with gun wielding robbers. Only way out is too zig-zag down the alley eliminating threats!

**GUN READY CONDITION:** Loaded to division capacity and holstered. Loading devices loaded to division capacity and stowed per IDPA rules.

**STRINGS:** 1  
**SCORING:** 18 rounds, Unlimited  
**TARGETS:** 9 threats, 3 non threat, 0 Steel  
**SCORED HITS:** Best 2 per paper  
**START-STOP:** Audible - Last shot  
**RULES:** Current IDPA Rulebook  
**COVER GARMENT:** Required

**STAGE PROCEDURE:** Standing at SP, toes touching line. Hands relaxed at your sides. At the signal, engage all threats using available cover.







Lake County Battle in the Berms IV  
**Sit and Shoot**

Course Designer: *John Sellman*

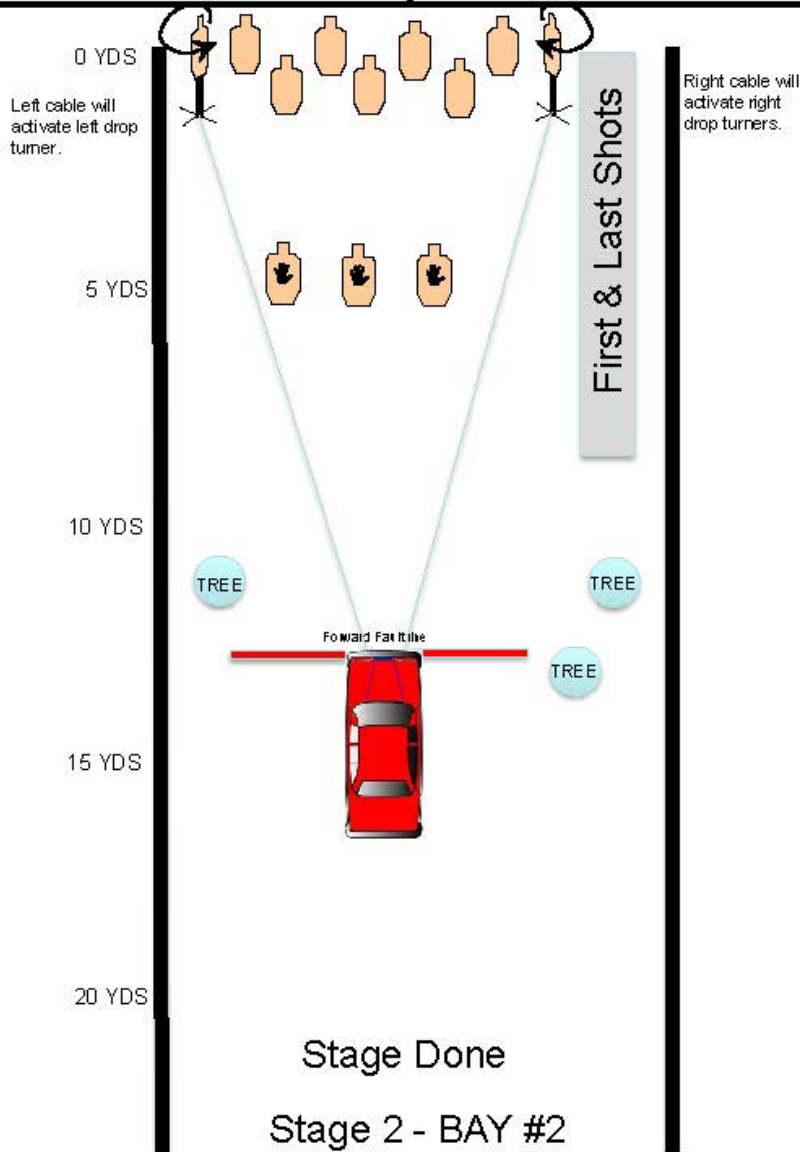


**SCENARIO:** You are sitting in your car when armed men approach, looking to do you harm!

**GUN READY CONDITION:** Gun loaded to division capacity and holstered. Loading devices at division capacity and stowed per IDPA rules.

**STRINGS:** 1  
**SCORING:** 18 rounds min, Unlimited  
**TARGETS:** 9 threat, 3 non threat, 0 Steel  
**SCORED HITS:** Best 2 per paper  
**START-STOP:** Audible - Last shot  
**RULES:** Current IDPA Rulebook  
**COVER GARMENT:** Not Required

**STAGE PROCEDURE:** While seated in car, take out all threats with 2 rounds each per IDPA rules. Drop turners will be activated by different mechanisms inside car.

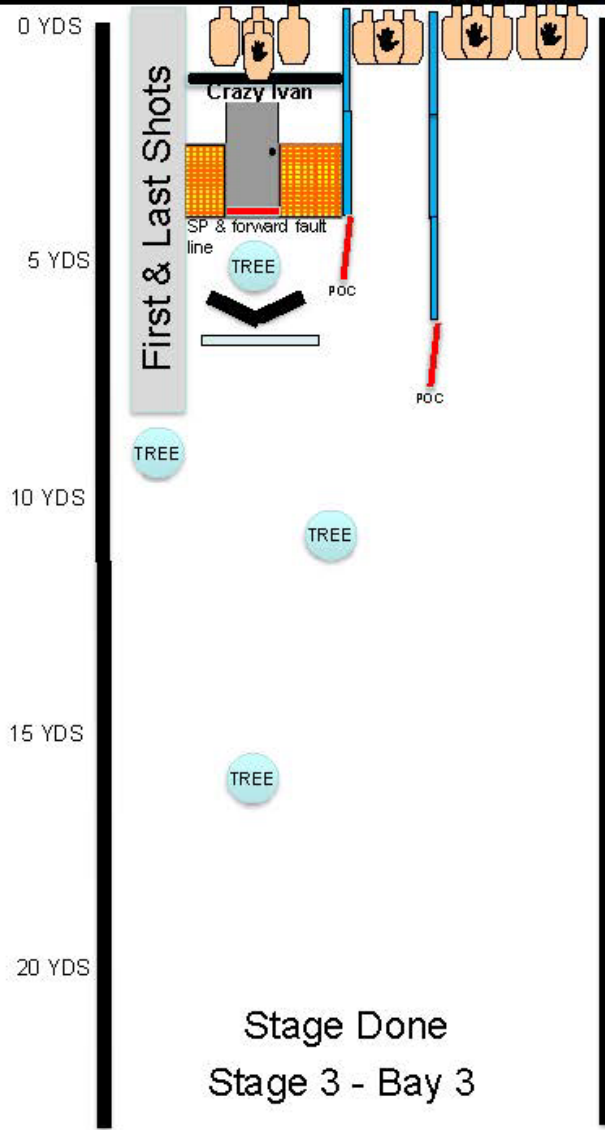




Lake County Battle in the Berms IV  
**Threats Everywhere!**  
 Course Designer: *John Sellman*



<b>SCENARIO:</b> You are trying to leave your house when you encounter threats everywhere.	
<b>GUN READY CONDITION:</b> Gun loaded to division capacity and holstered. Loading devices stowed per IDPA rules.	<b>STRINGS:</b> 1 <b>SCORING:</b> 18 rounds min, Unlimited <b>TARGETS:</b> 9 threat, 4 non threat, 0 Steel <b>SCORED HITS:</b> Best 2 per paper <b>START-STOP:</b> Audible - Last shot <b>RULES:</b> Current IDPA Rulebook <b>COVER GARMENT:</b> Required
<b>STAGE PROCEDURE:</b> Standing at SP & Forward Fault line, facing up range heels touching fault line. Hands relaxed at sides. At the signal take out all the threats with 2 rounds each per IDPA rules.	

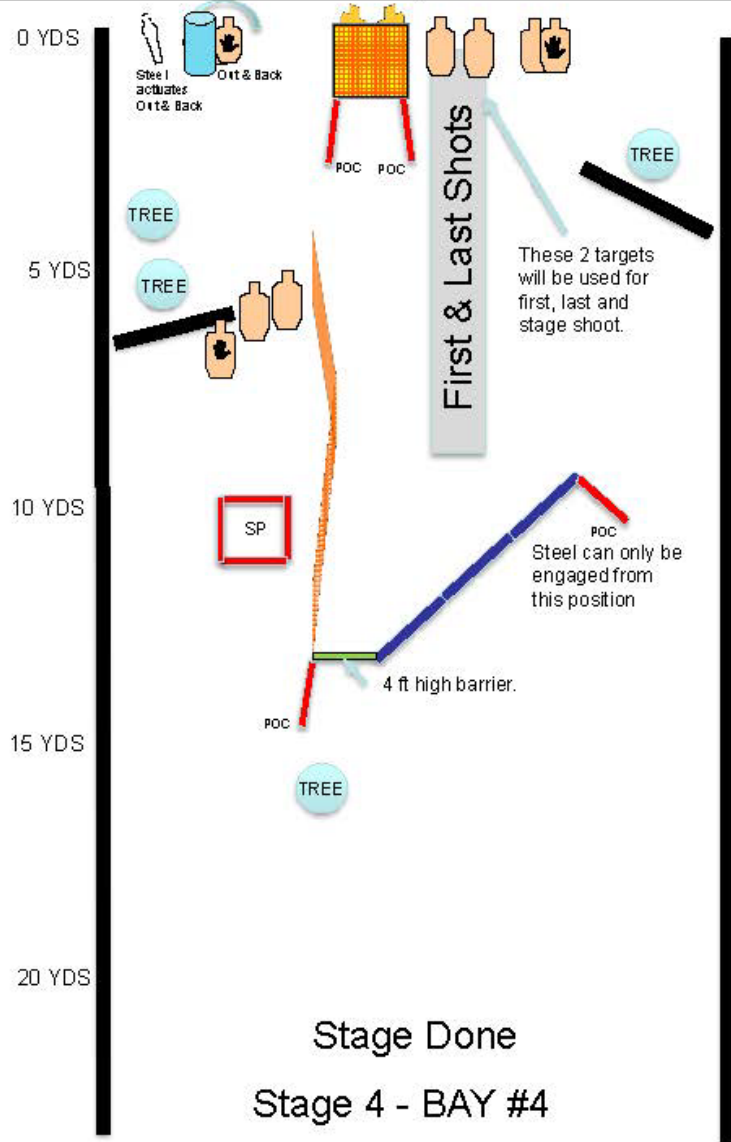




**Lake County Battle in the Berms IV**  
**Museum Mayhem**  
 Course Designer: Steve Salvo



<b>SCENARIO:</b> You are at your local art museum when armed art thieves come after the high priced art. After taking a few hostages, you know they mean business!	
<b>GUN READY CONDITION:</b> Gun loaded to division capacity and holstered. All loading devices at division capacity and stowed per IDPA rules.	<b>STRINGS:</b> 1 <b>SCORING:</b> 17 rounds min, Unlimited <b>TARGETS:</b> 8 threat, 3 non threat, 1 Steel <b>SCORED HITS:</b> Best 2 per paper <b>START-STOP:</b> Audible - Last shot <b>RULES:</b> Current IDPA Rulebook <b>COVER GARMENT:</b> Required
<b>STAGE PROCEDURE:</b> Start standing with both feet in SP box, hands relaxed at sides. At the signal engage T1 & T2 from inside box. Engage all other threats per IDPA rules.	





**Lake County Battle in the Berms IV**  
**Cash Crashers**  
 Course Designer: *Ross Quarnoccio*

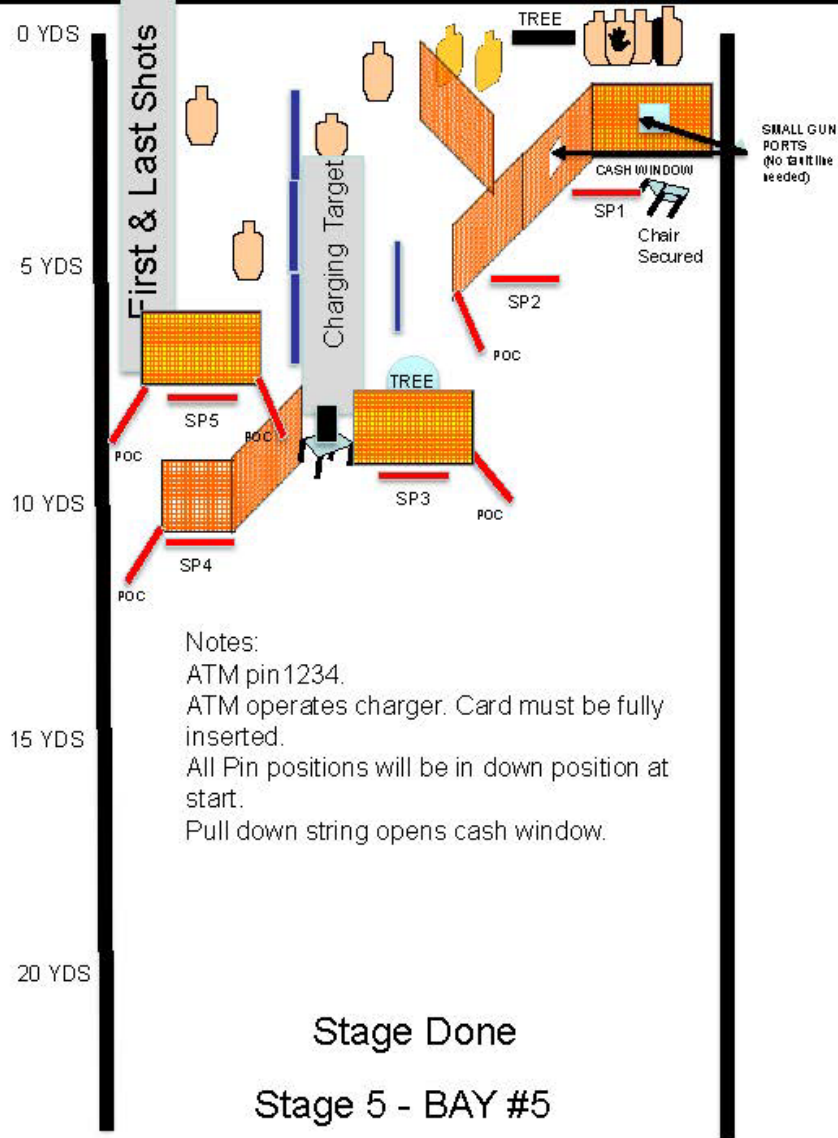


**SCENARIO:** You are at work in your local cash advance establishment when armed assailants try to make a with-draw. Get your money out and clear the building!

**GUN READY CONDITION:** Gun loaded to division capacity and holstered. Loading devices at division capacity and stowed.

**STRINGS:** 1  
**SCORING:** 18 rounds min, Unlimited  
**TARGETS:** 9 threat, 1 non threat, 0 Steel  
**SCORED HITS:** Best 2 per paper  
**START-STOP:** Audible - Last shot  
**RULES:** Current IDPA Rulebook  
**COVER GARMENT:** Required

**STAGE PROCEDURE:** Standing at SP2,3,4 or 5 toes touching fault line. Hands relaxed at your sides. If starting at SP1 you will be seated. An ATM card (Provided) will need installed into the ATM machine to activate charger. Pin # is 1234



Notes:  
 ATM pin 1234.  
 ATM operates charger. Card must be fully inserted.  
 All Pin positions will be in down position at start.  
 Pull down string opens cash window.

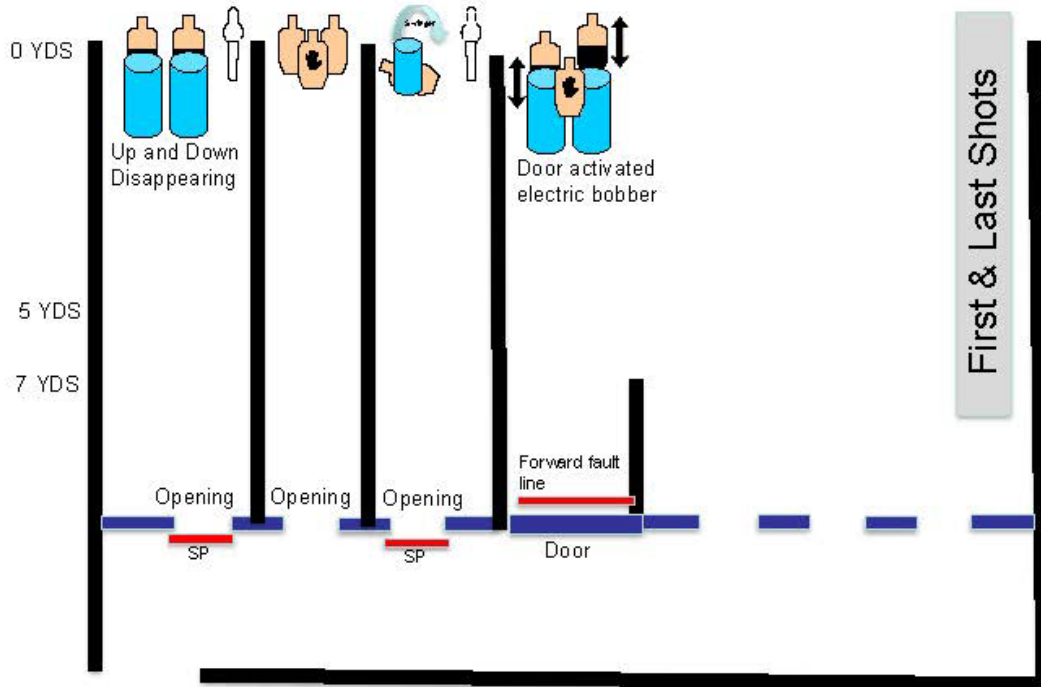




**Lake County Battle in the Berms IV**  
**The Real McCoy!**  
 Course Designer: *John Selman*



<b>SCENARIO:</b> You are vacationing at a Cowboy Dude Ranch when it is attacked by a gang of gunslingers. Stop them before they shoot the town up!	
<b>GUN READY CONDITION:</b> Gun unloaded slide / cylinder closed and placed on table. Loading devices also placed on table.	<b>STRINGS:</b> 1 <b>SCORING:</b> 16 rounds min, Unlimited <b>TARGETS:</b> 7 threat, 2 non threat, 2 Steel <b>SCORED HITS:</b> Best 2 per paper <b>START-STOP:</b> Audible - Last shot <b>RULES:</b> Current IDPA Rulebook <b>COVER GARMENT:</b> Required
<b>STAGE PROCEDURE:</b> Standing at either SP, hands placed on the X's. At the signal take out the gunslingers with 2 rounds each while in the open. Steel activates "Up and Down" and Swinger. Open door to activate movers and engage threats from behind forward fault line.	



Stage Done

Stage 7 – Bay #7



**Lake County Battle in the Berms IV**  
**Eye Spy**  
 Course Designer: *Ross Quarnoccio*

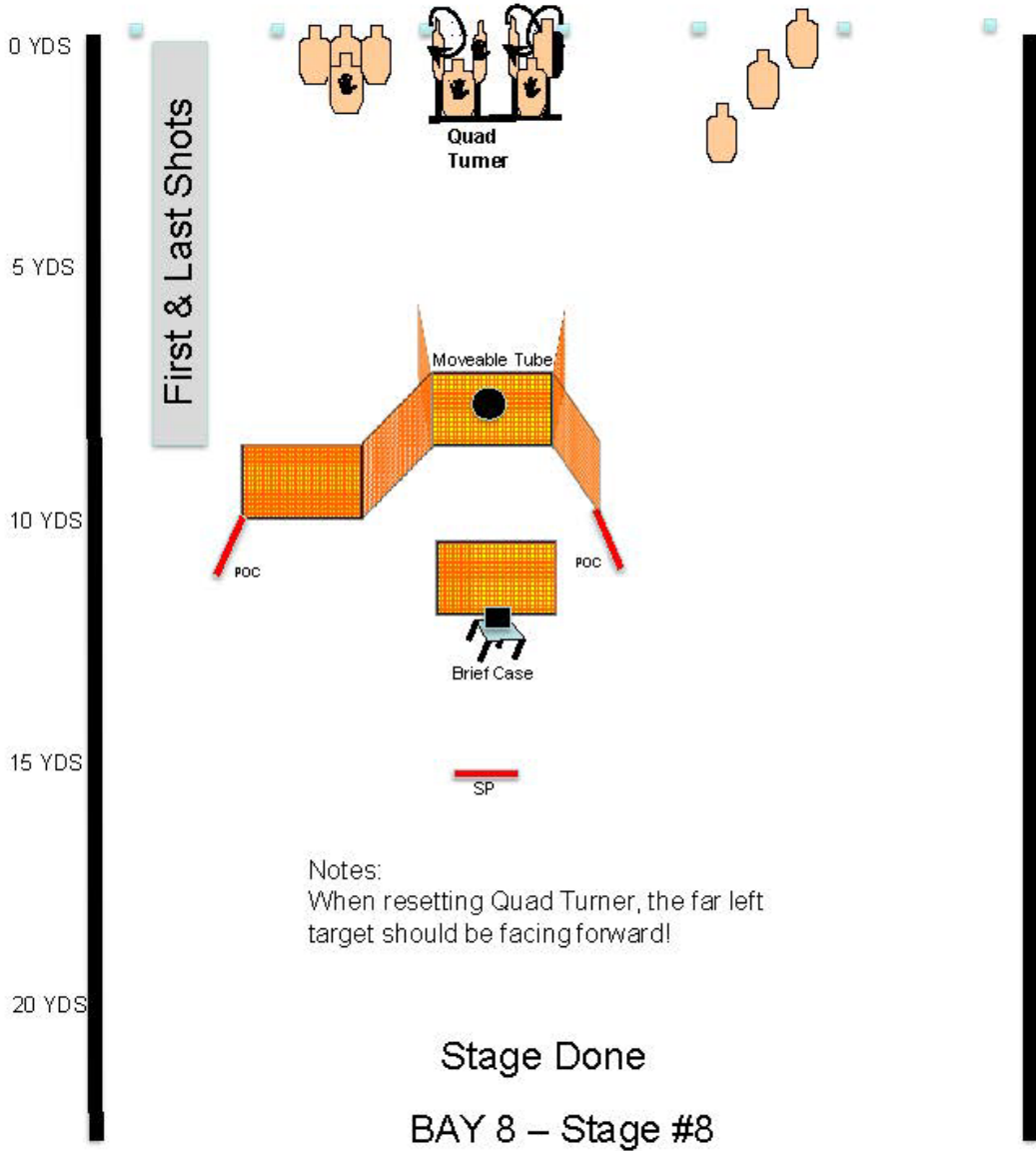


**SCENARIO:** You are at work in your "Moveable Tube Factory" when a group of thieves decide to loot your business.

**GUN READY CONDITION:** Gun loaded to division capacity and placed in briefcase along with all loading devices.

**STRINGS:** 1  
**SCORING:** 18 rounds min, Unlimited  
**TARGETS:** 9 threat, 4 non threat, 0 Steel  
**SCORED HITS:** Best 2 per paper,  
**START-STOP:** Audible - Last shot  
**RULES:** Current IDPA Rulebook  
**COVER GARMENT:** Required

**STAGE PROCEDURE:** Standing at SP, toes touching line facing up range. At the signal. Take out the threats with 2 rounds each per IDPA rules. Opening the case activates turner.





Lake County Battle in the Berms IV  
**Long Road Drill**  
 Course Designer: *John Sellman*

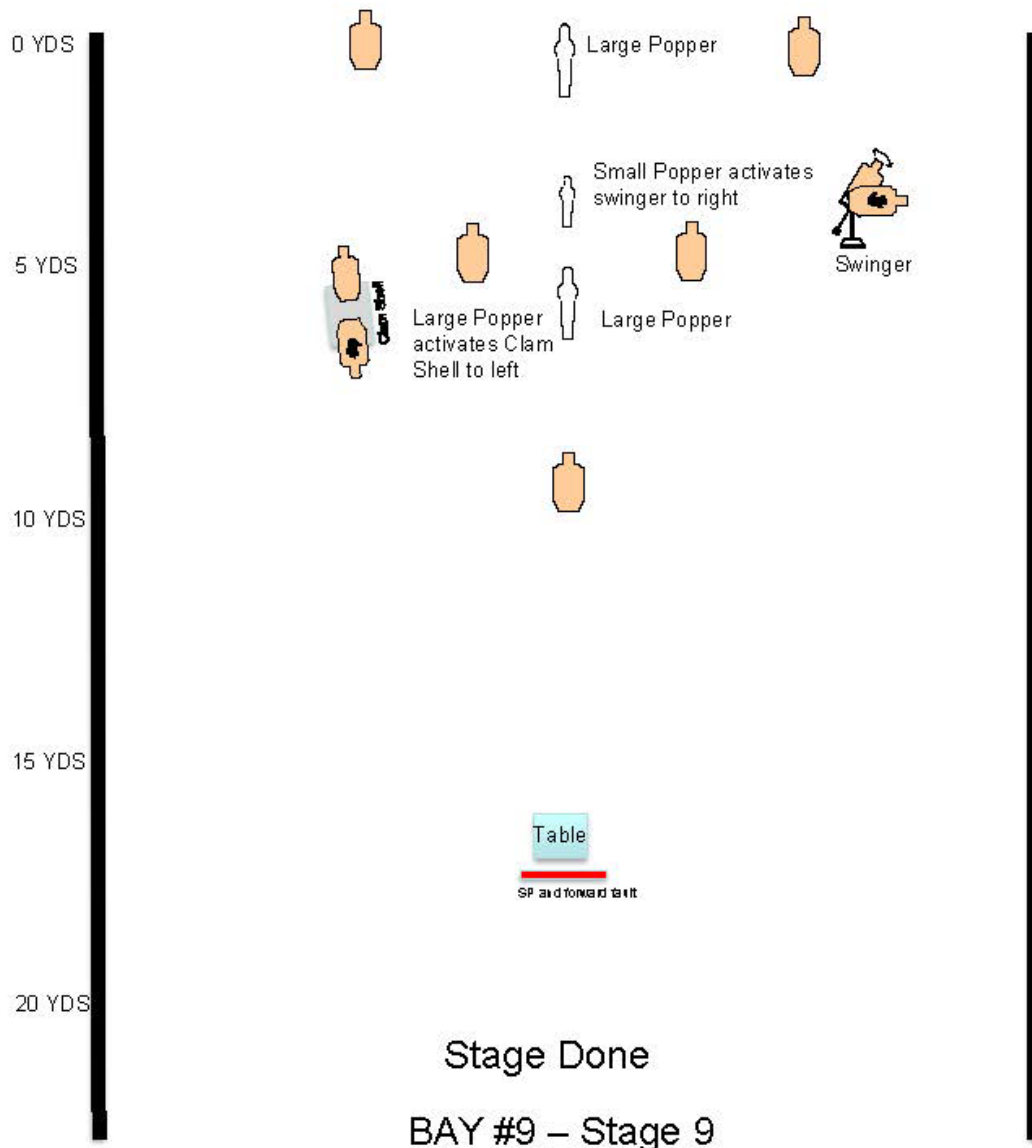


**SCENARIO:** You are at your home when you find yourself in a bad way. Get to your gun and go to work!

**GUN READY CONDITION:** Gun loaded with empty chamber and placed on table facing towards berm. All other mags loaded to division capacity and stowed per IDPA rules.

**STRINGS:** 1  
**SCORING:** 17 rounds min, Unlimited  
**TARGETS:** 7 threat, 2 non threat, 3 Steel  
**SCORED HITS:** Best 2 per paper, Steel must fall  
**START-STOP:** Audible - Last shot  
**RULES:** Current IDPA Rulebook  
**COVER GARMENT:** Required

**STAGE PROCEDURE:** Starting at SP hands relaxed at sides. At the signal take out the threats while in the open!








Lake County Battle in the Berms IV  
**Final Shots**  
 Course Designer: *John Sellman*



<b>SCENARIO:</b> Standard Stage	
<b>GUN READY CONDITION:</b> Gun loaded with 6 rounds and holstered. Remaining loading devices to division capacity. All loading devices stowed per IDPA rules	<b>STRINGS:</b> 1 <b>SCORING:</b> 12 rounds, Limited <b>TARGETS:</b> 2 threats, 0 non threat, 0 Steel <b>SCORED HITS:</b> Best 4 to body 2 to head <b>START-STOP:</b> Audible - Last shot <b>RULES:</b> Current IDPA Rulebook <b>COVER GARMENT:</b> Not Required
<b>STAGE PROCEDURE:</b> Standing at forward fault line. Hands relaxed at sides. At the signal engage 1 target with 4 rds to the body and 2 rds to the head SHO, and 1 target with 4 rds to the body and 2 rds to the head WHO.	



# 2023 BATTLE IN THE BERMS

## LCIDPA EUSTIS GUN CLUB



**(352) 787-1131**

**THANK YOU TO ALL OF OUR SPONSORS  
FOR YOUR AWESOME SUPPORT**