

# ATM ACTION AUGUST 2021 STAGE 7

**RULES:** IDPA Rules

**Created By:** Kurt Schlicht

**START POSITION:**

Standing at SP, hands above shoulders, gun loaded to division capacity, and holstered. PCC starts at low ready, firing hand above shoulders.

**SCENARIO:**

You have just visited an ATM, and are confronted by thieves who want to relieve you of your money and your life. Make sure they don't do either.

**PROCEDURE:**

At the signal engage all threats in tactical priority.

**SCORING:** Unlimited

**ROUND COUNT:** 14

**TARGETS:** 7

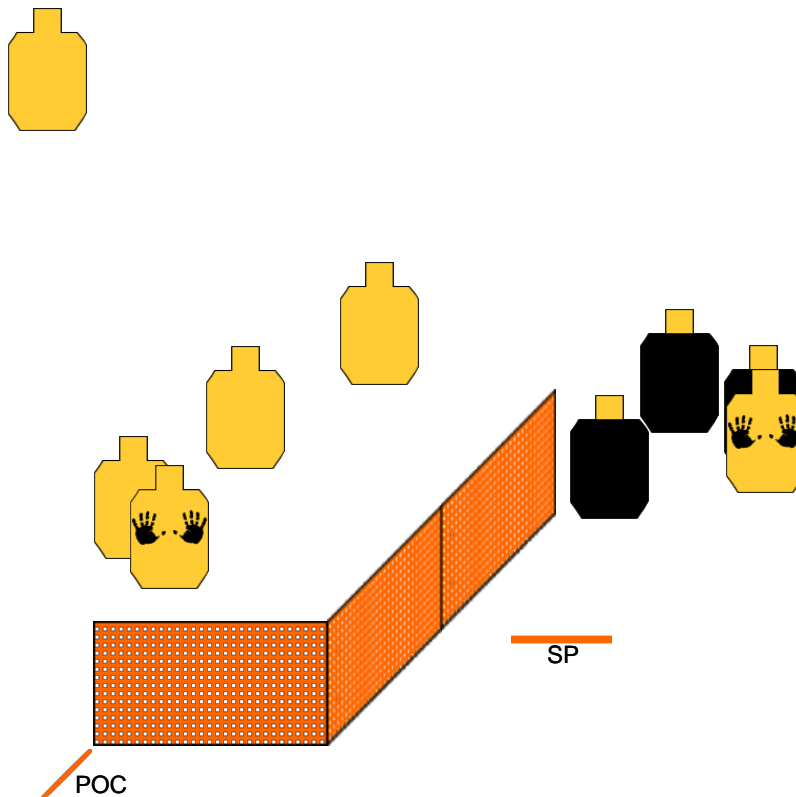
**DISTANCE:** 5 - 15yds

**SCORED HITS:** Best 2 per target

**PENALTIES:** Per IDPA Rules

**CONCEALMENT:** No

**NOTES:** Muzzle Safe:180



# DONUT DISASTER AUGUST 2021 STAGE 6

**RULES:** IDPA Rules

**Created By:** Kurt Schlicht

**START POSITION:**

Seated at SP with hands on knees, gun loaded to division capacity, and holstered. PCC starts with rifle laying on the table, muzzle pointed directly down range, hands on knees.

**SCENARIO:**

You are waiting for your order at the donut shop when thieves decide to make off with the morning proceeds and leave no witnesses. Save the day and the donuts.

**PROCEDURE:**

At the signal, engage all threats in tactical priority.

**SCORING:** Unlimited

**ROUND COUNT:** 16

**TARGETS:** 9

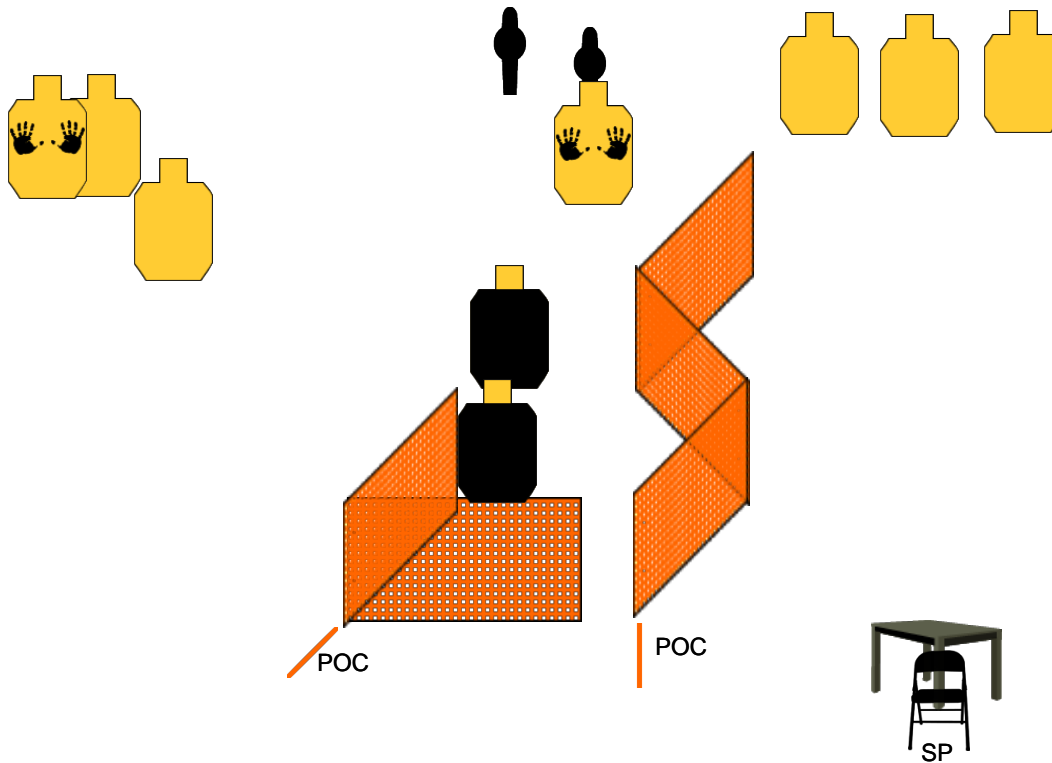
**DISTANCE:** 5 - 15yds

**SCORED HITS:** Best 2 per target, steel must fall.

**PENALTIES:** Per IDPA Rules

**CONCEALMENT:** No

**NOTES:** Muzzle Safe:180



# CONSTRUCTION CONFUSION AUGUST 2021 STAGE 5

**RULES:** IDPA Rules

**Created By:** Kurt Schlicht

**START POSITION:**

Standing at SP, hands relaxed at sides, gun loaded to division capacity, and holstered. PCC starts at low ready.

**SCENARIO:**

You arrive at work to find the construction site is under seige from enviromental activists seeking to stop construction with violence. Protect yourself and your co-workers.

**PROCEDURE:**

At the signal, engage all threats in tactical priority.

**SCORING:** Unlimited

**ROUND COUNT:** 14

**TARGETS:** 7

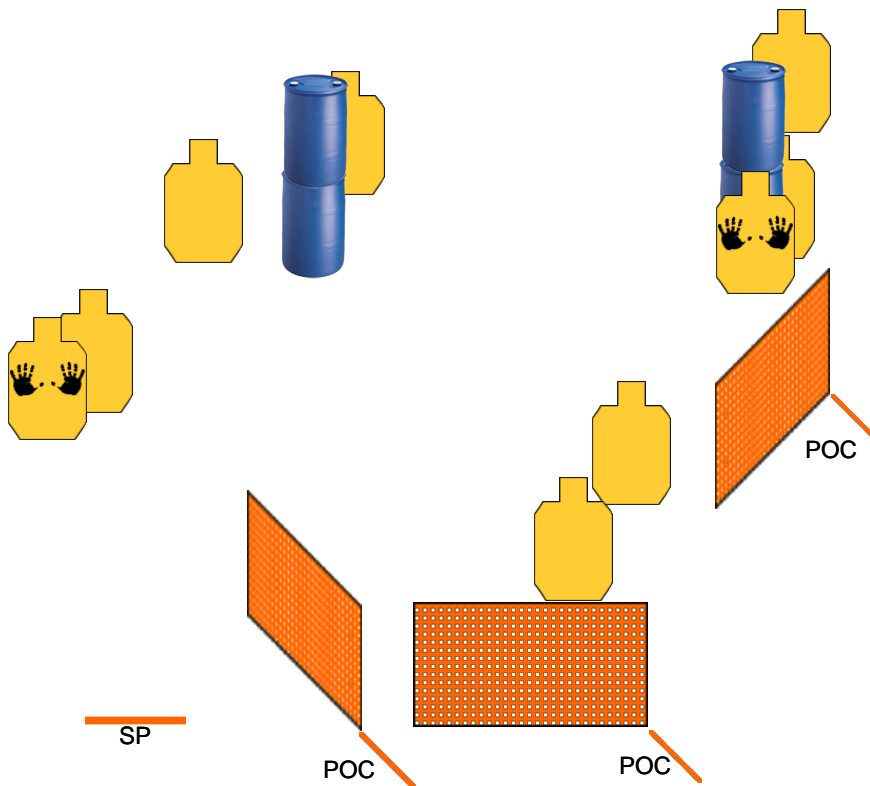
**DISTANCE:** 3-7 yds.

**SCORED HITS:** Best 2 per target

**PENALTIES:** Per IDPA Rules

**CONCEALMENT:** No

**NOTES:** Muzzle Safe:180



# CUBICLE CHAOS AUGUST 2021 STAGE 4

**RULES:** IDPA Rules

**Created By:** Kurt Schlicht

**START POSITION:**

Seated at SP, hands on knees, gun loaded to division capacity, laying anywhere on the table, with muzzle pointed in a safe direction. PCC starts with rifle laying on the table muzzle pointed down range..

**SCENARIO:**

You arrive at the office to find your co-workers are under siege of terrorists. You rise to the level of your training to save the day (or not).

**PROCEDURE:**

At the signal, engage all threats in tactical priority.

**SCORING:** Unlimited

**ROUND COUNT:** 16

**TARGETS:** 8

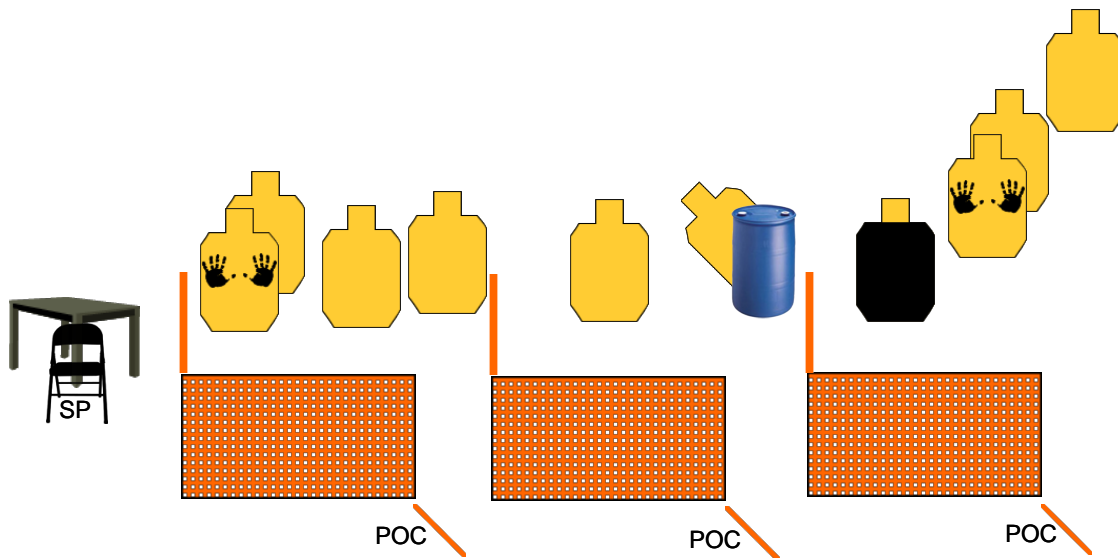
**DISTANCE:** 5 YDS

**SCORED HITS:** Best 2 per target

**PENALTIES:** Per IDPA Rules

**CONCEALMENT:** No

**NOTES:** Muzzle Safe:180



# RETREAT AUGUST 2021 STAGE 3

**RULES:** IDPA Rules

**Created By:** Kurt Schlicht

**START POSITION:**

Standing at SP, hands above shoulders, gun loaded to division capacity, and holstered. PCC starts at low ready with firing hand above the shoulder.

**SCENARIO:**

While leaving your favorite restaurant, punks think they are going to rob you and take your leftovers home with them. Change thier minds.

**PROCEDURE:**

At the signal, engage all threats in tactical priority.

**SCORING:** Unlimited

**ROUND COUNT:** 12

**TARGETS:** 6

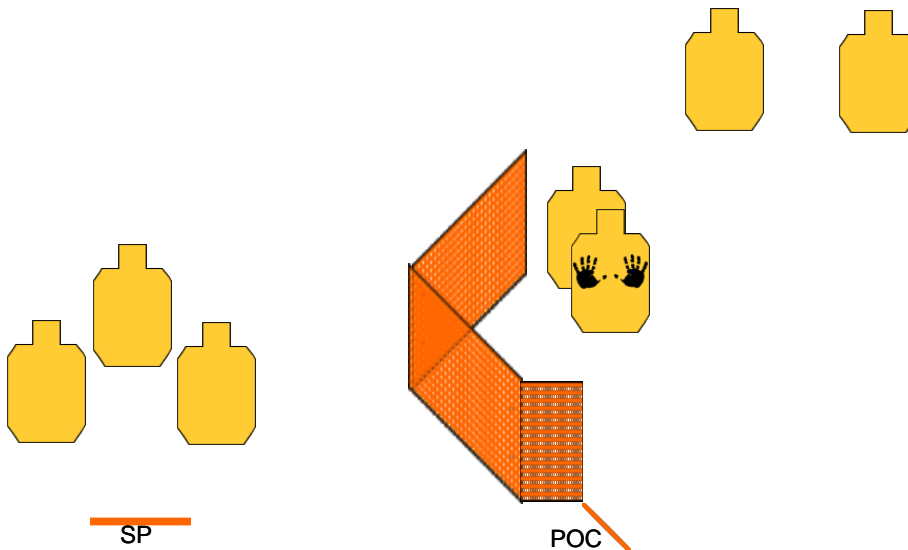
**DISTANCE:** 3-7 yds.

**SCORED HITS:** Best 2 per target

**PENALTIES:** Per IDPA Rules

**CONCEALMENT:** No

**NOTES:** Muzzle Safe:180



# 5 X 5 CLASSIFIER AUGUST 2021 STAGE 2

**RULES:** IDPA Rules

**Created By:** Kurt Schlicht

**START POSITION:**

Standing at SP, hands relaxed at sides, gun loaded to division capacity, and holstered. PCC starts at low ready.

**SCENARIO:**

5 x 5 classifier stage

**PROCEDURE:**

String 1: At the signal, engage T-1 with 5 rounds freestyle.

String 2: At the signal, engage T-2 with 5 rounds strong hand only.

String 3: At the signal, engage T-3 with 5 rounds, reload, and engage with 5 rounds.

String 4: At the signal, engage T-4 with 4 rounds to the body and 1 round to the head.

**SCORING:** Limited

**ROUND COUNT:** 25

**TARGETS:** 4

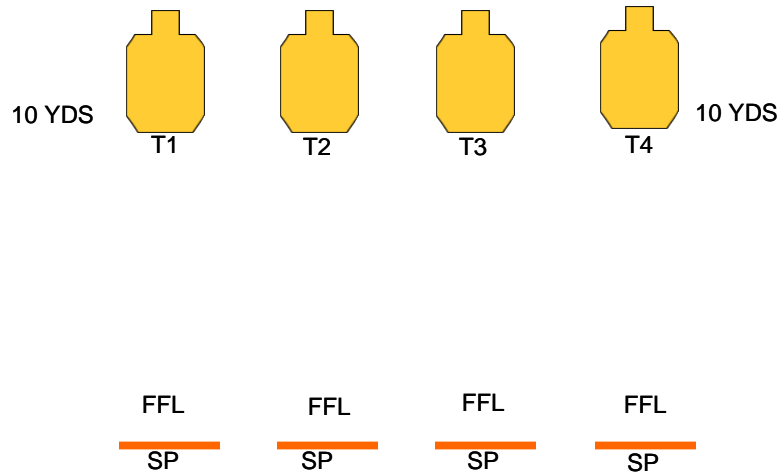
**DISTANCE:** 10 YDS.

**SCORED HITS:**

**PENALTIES:** Per IDPA Rules

**CONCEALMENT:** No

**NOTES:** Muzzle Safe:180



# WEDDING CAKE AUGUST 2021 STAGE 1

**RULES:** IDPA Rules

**Created By:** Kurt Schlicht

**START POSITION:**

Standing at SP, hands relaxed at sides, gun loaded to division capacity, and holstered. PCC starts at low ready.

**SCENARIO:**

While attending your friends wedding, a gang of wedding cake thieves seek to make off with the celebration's cake. since you are in charge of wedding cake security, it's time to take the appropriate action.

**PROCEDURE:**

At the signal, engage T1 - T3 with three rounds each, engage remaining threats in tactical priority with 2 rounds each.

**SCORING:** Unlimited

**ROUND COUNT:** 15

**TARGETS:** 6

**DISTANCE:** 3-10 yds

**SCORED HITS:** Best 3 on T1- T3, best 2 on remaining targets

**PENALTIES:** Per IDPA Rules

**CONCEALMENT:**

**NOTES:** Muzzle Safe:180

