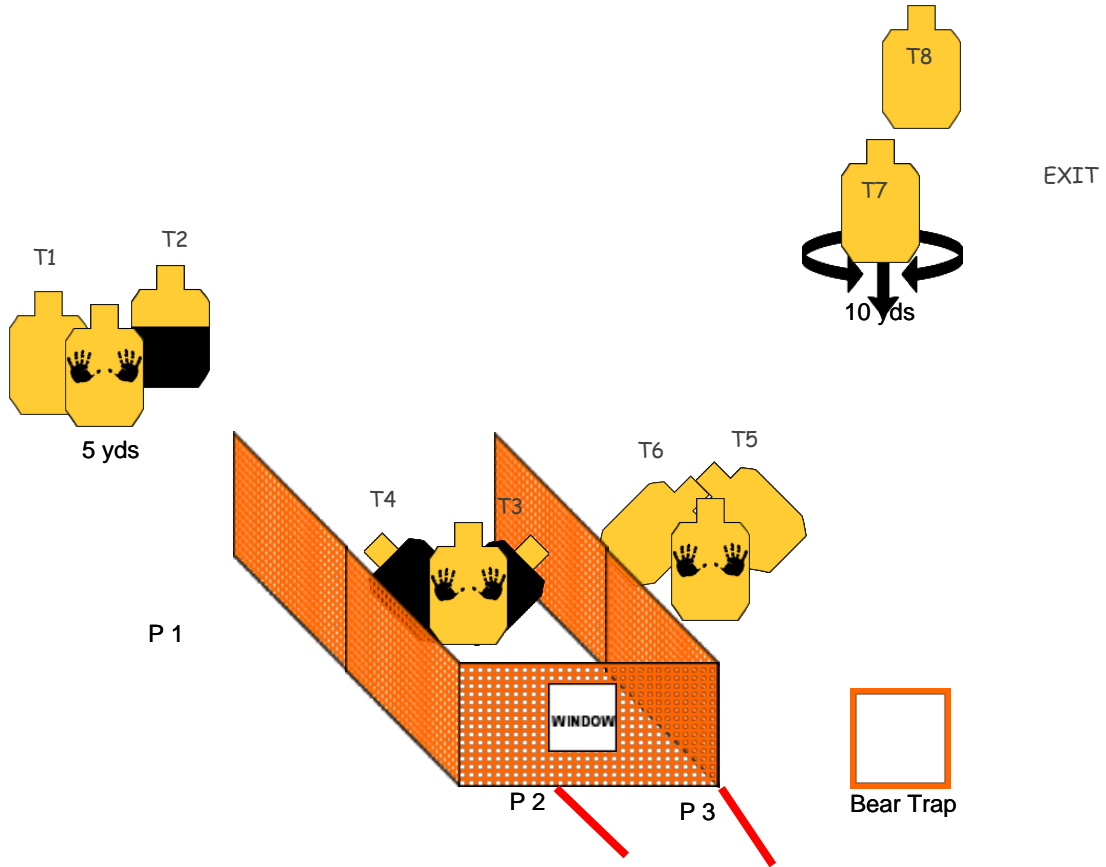


# STAGE 2 - WALK IN THE PARK

<b>RULES:</b> IDPA Rules	<b>COURSE DESIGNER:</b> Kurt Schlicht
<b>START POSITION:</b> P1, loaded to division capacity, holstered, and concealed. PCC Low Ready	
<b>SCENARIO:</b> While walking through the park minding your own business, a group of thugs take exception to your hat saying "Make America Great Again" and decide to attack. Make America great by taking out the trash.	<b>SCORING:</b> Unlimited
<b>PROCEDURE:</b> At the signal, draw and engage targets T1 & T2 with 2 rounds each while retreating to cover at P2. Engage T3-T6 from cover with 2 rounds each, then activate surprise threat T7(drop turner) with bear trap and engage T7-T8 with 2 rounds each as you run towards the exit.	<b>ROUND COUNT:</b> 16
	<b>TARGETS:</b> 07
	<b>DISTANCE:</b> 5 - 10 yards
	<b>SCORED HITS:</b> 14
	<b>PENALTIES:</b> Standard
	<b>CONCEALMENT REQUIRED:</b> Yes
	<b>NOTES:</b>





### Stage 3 - Chillin' on the Lake



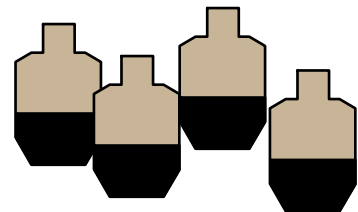
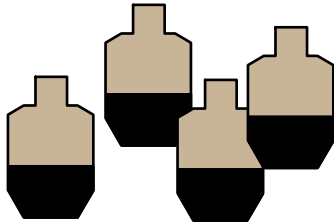
Stage Design: LCIDPA Archives

**Scenario:** You are out on the lake having a relaxing day on your kayak when a group of lake pirates drive up in two boats intent on taking your fish. Eliminate the threat.

**Gun Ready Condition:** Loaded to division capacity, in tackle box. Extra magazines loaded and in the tackle box as well. PCC on "EQUIPMENT RAFT" pointing down range.

**STRINGS:** 1  
**SCORING:** unlimited  
**TARGETS:** 8  
**SCORED HITS:** 16  
**CONCEALMENT:** Not Required  
**DISTANCE:** 10 yards

**Stage Procedure:** At the signal drop the paddle retrieve your gun and engage the targets in tactical priority. All targets receive 2 rounds each.



"EQUIPMENT RAFT"



# Stage 4 - Neighborhood Standoff



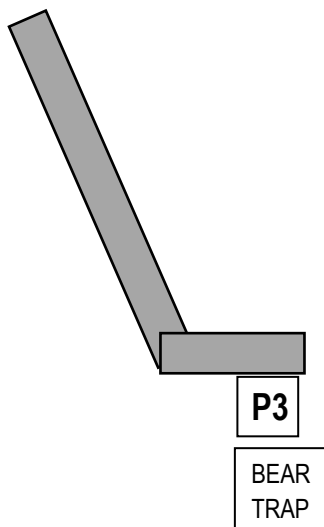

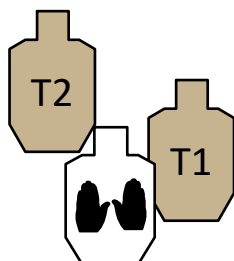
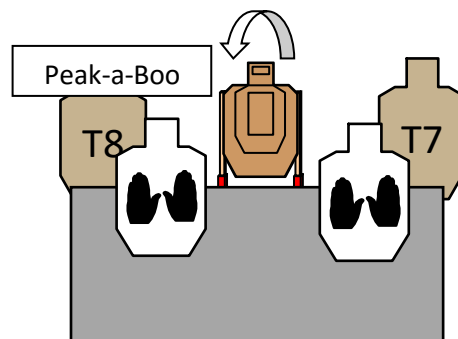
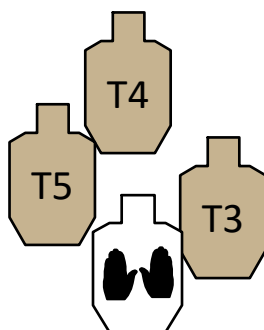
Stage Design - LCIDPA Archives

**Scenario:** While walking in the neighborhood you are accosted by a group of bleeding heart liberals. Make the world a smarter place and eliminate them.

**Gun Ready Condition:** P1, Loaded to division capacity holstered and concealed; PCC low ready.

**Stage Procedure:** Standing at P1. At the signal engage T1&2 while moving to P2. At P2 engage T3-T5 from cover. Move to P3 stepping on the bear trap and engage peek-a-boo then engage T7&8. All targets receive 2 rounds each.

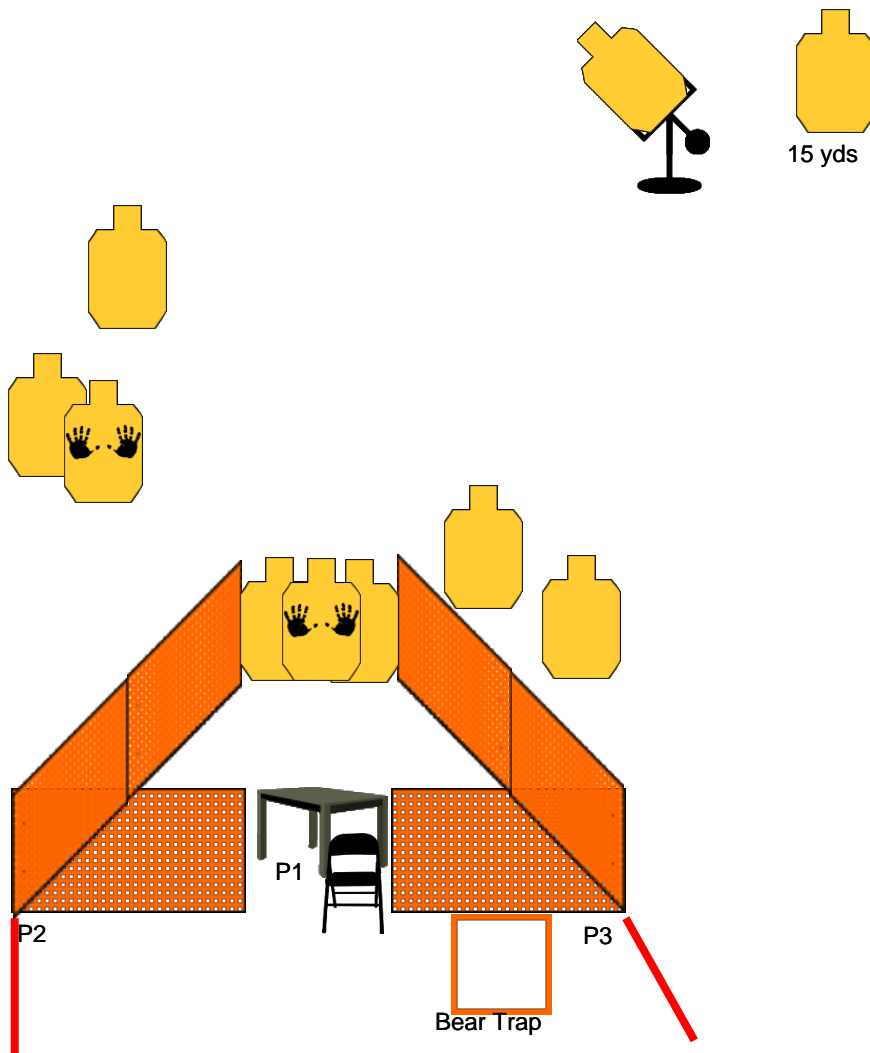
**STRINGS:** 1  
**SCORING:** Unlimited  
**TARGETS:** 8  
**SCORED HITS:** 16  
**CONCEALMENT:** Required  
**DISTANCE:** 10-15 yards



P1

# Stage 5 - DANGEROUS DESK JOB

<b>RULES:</b> IDPA Rules	<b>COURSE DESIGNER:</b> Kurt Schlicht
<b>START POSITION:</b> Seated at P1, palms flat on the desk, gun loaded to division capacity, holstered, and concealed. PCC on desk.	
<b>SCENARIO:</b> While working in your office, several armed thieves enter to rob you and the company. Defend yourself and eliminate the threat.	<b>SCORING:</b> Unlimited
<b>PROCEDURE:</b> At the signal, engage T1 & 2 with 2 rounds each while seated. Engage T3 & 4 from P2 using cover, activate bear trap while moving to P3 and engage remaining threats using cover.	<b>ROUND COUNT:</b> 16
	<b>TARGETS:</b> 08
	<b>DISTANCE:</b> 5 -15 yds
	<b>SCORED HITS:</b> 16
	<b>PENALTIES:</b> Standard
	<b>CONCEALMENT:</b> Yes
	<b>NOTES:</b>





# Stage 6 - Yeah, I stole it.



**Scenario:** Cover Drill

**Gun Ready Condition:** All magazines loaded to six (6) rounds; standing at P1, firearm left hand / side, at low ready.

**Stage Procedure:** At the signal, engage T1+2; move to P2 and engage T3+4; move to P3 and engage T5+6. P1 is left hand / side, P2 is freestyle, P3 is right hand / side. All targets receive 3 rounds each.

**STRINGS:** 1

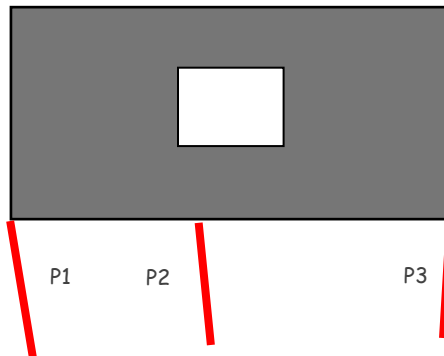
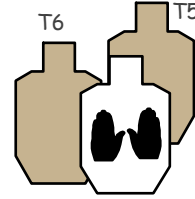
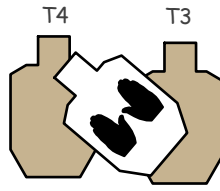
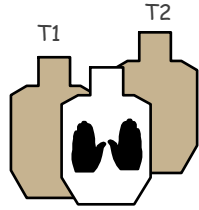
**SCORING:** Unlimited

**TARGETS:** 6

**SCORED HITS:** 18

**CONCEALMENT:** Not Required

**DISTANCE:** 5 Yds.





## Stage 7 - Parking garage showdown



**Scenario:** Leaving a Trump rally, you are confronted in the parking garage by a group of masked Antifa thugs. Stand your ground and take them out around the pillars.

**Gun Ready Condition:** Loaded to division capacity and holstered; PCC low ready.

**Stage Procedure:** At the signal, engage T1-T8 with 2 rounds each. You can move side to side but cannot move forward of P1. Targets are engaged in tactical priority - don't expose yourself in public.

**STRINGS:** 1  
**SCORING:** Unlimited  
**TARGETS:** 8  
**SCORED HITS:** 16  
**CONCEALMENT:** Required  
**DISTANCE:** 5-20yards

